

# VOTING –WHERE, WHEN, WHY AND HOW

## If you are already registered, then:

**WHERE** > To find your polling place and hours, use this link or call the Clerk's offices listed below.

<https://www.a2gov.org/departments/city-clerk/Elections/Pages/Voting.aspx>

Ann Arbor Clerk 734.794.6140 / Washtenaw County Clerk 734. 222.6730

City Hall  
Second Floor  
Ann Arbor

200 N Main St  
Suite 120  
Ann Arbor

**WHEN** > November 6<sup>th</sup> 2018. Then year after year for upcoming elections of all kinds.

When you go to the polls on Election Day, you will be asked to present voter identification. If you don't have [acceptable photo ID](#), you can vote by signing an affidavit. The affidavit can be used by 1) voters who don't have acceptable photo ID or 2) voters who have photo ID - but didn't bring it to the polls.

**WHY** > Casting your vote on the entire ballot for each category is really more like 20 to 30 votes, not just one vote.

With fewer people voting, every vote carries more weight

Support issues and candidates that matter to you





Make your voice heard by politicians and your community

Voting affects how government functions and provides services to people: Health Care, Social Security, Job opportunities, Education, Transportation, Food Safety, Environmental Policy and many more areas of your life are directly affected by the people in power.

Protect your rights as a citizen

# If you are not registered for this year's election, be sure to get registered for the next one!

## HOW > Fill-out an Application

| Step 1:  You Must Be...      | Step 2:  Fill Out Application                          | Step 3:  Submit Application   | Step 4:  Clerk Mails Voter Card | Step 5: Vote!  |
|---|---|--|--|--|
| A US citizen<br>A Michigan citizen<br>A citizen of the town where you're registering<br>At least 18 years old | Obtain an application at one of many locations, and fill it out.<br><br>Must register 30 days before election to vote in that election. | Hand-deliver or mail in application.<br><br>If never registered to vote in Michigan and choose to mail in application, remember to include identification information. | Card will show location where to cast ballot.  | Present <a href="#">acceptable photo ID</a> at polls or sign an affidavit if no photo ID is available. |

[You may obtain the application](#) at one of the following:

- Your local [Secretary of State branch office](#)
- Your local county, city, or township clerk's office
- Offices of several state agencies, like the Department of Health and Human Services, the Department of Community Health, and the Department of Licensing and Regulatory Affairs
- Military recruitment centers
- Voter registration drives
- [Online at www.Michigan.gov/sos](http://www.Michigan.gov/sos)

Michigan law states that **the same address must be used for voter registration and driver's license purposes.**

Send your application to the City or Township Clerk's Office:

If you hand-deliver your application, the staff person helping you will take your form and you don't need to do anything else.

If you mail in your application, you will need to meet an identification requirement. This means you must:

Enter your driver's license number or personal identification card number where requested on the form. OR

- Send a *copy* of **ONE** of the following forms of identification with your application:
  - A *photocopy* of your driver's license or personal ID card, or
  - A *photocopy* of a paycheck stub, utility bill, bank document or government document that lists both your name and your address.

Your city or township clerk will send you a voter registration card upon processing your application. Keep it in your wallet or purse so you know where to go to cast your ballot.